



Lifting force tables ET145

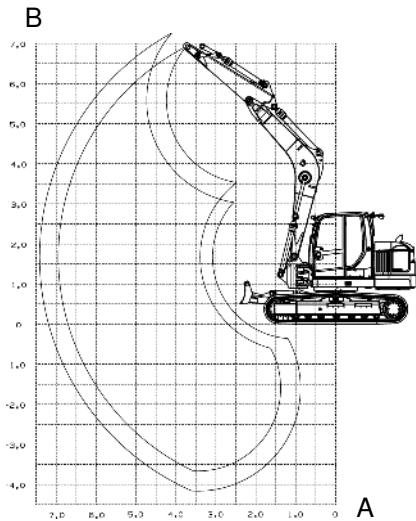
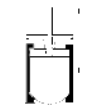



Fig. 1: Lifting force table ET145

Designation	Explanation
A	Outreach from center of rotating ring
B	Load hook height
max	Permissible weight or mass value with extended arm system
*	Lifting force limited by hydraulics
	With or without dozer blade support in travel direction
	With or without dozer blade support 90° from the travel direction

If a bucket or other attachment is mounted, the lifting force or tipping load is reduced by the device's dead weight.

Base of calculation: according to ISO 10567.

The lifting force of the excavator is limited by the settings of the pressure relief valves and the tipping safety mechanism.

Neither 75% of the static tipping load nor 87% of the hydraulic lifting force are exceeded.



**WACKER
NEUSON**
all it takes!

Lifting force tables ET145 - Rubber track

A B				6.0 m (19'8")			5.0 m (16'5")			4.0 m (13'2")			3.0 m (9'10")		
	Blade down		Blade up	Blade down		Blade up	Blade down		Blade up	Blade down		Blade up	Blade down		Blade up
6.0 m (19'8")	3271* (7211*)	3061 (6748)	2847 (6276)	-	-	-	3234* (7129*)	3133 (6907)	2915 (6426)	-	-	-	-	-	-
4.0 m (13'2")	3301* (7277*)	2030 (4475)	1886 (4157)	3263* (7193*)	2307 (5086)	2145 (4728)	3349* (7383*)	3079 (6788)	2862 (6309)	3572* (7874*)	3572* (7874*)	(7874*)	-	-	-
2.0 m (-6'7")	3485* (7683*)	1752 (3862)	1632 (3597)	3828* (8439*)	2175 (4795)	2015 (4442)	4543* (10015*)	2818 (6212)	2605 (5743)	6064* (13368*)	3836 (8457)	3528 (7777)	-	-	-
0.0 m (0'0")	3758* (8284*)	1781 (3926)	1646 (3628)	4303* (9486*)	2060 (4541)	1902 (4193)	5400* (11904*)	2625 (5787)	2417 (5328)	7333* (16166*)	3553 (7833)	3251 (7167)	10898* (24025*)	5465 (12048)	4941 (10893)
-2.0 m (-6'7")	4094* (9025*)	2239 (4936)	2067 (4556)	-	-	-	4992* (11005*)	2620 (5776)	2412 (5317)	6629* (14614*)	3569 (7868)	3267 (7207)	9238* (20366*)	5562 (12262)	5034 (11098)
-4.0 m (-13'2")	-	-	-	-	-	-	-	-	-	-	-	-	-	-	-

Tab. 1: Lifting force table ET145 – Rubber track, short dipper stick

A B				6.0 m (19'8")			5.0 m (16'5")			4.0 m (13'2")			3.0 m (9'10")		
	Blade down		Blade up	Blade down		Blade up	Blade down		Blade up	Blade down		Blade up	Blade down		Blade up
6.0 m (19'8")	2879* (6347*)	2544 (5608)	2368 (5220)	-	-	-	2569* (5663*)	2569* (5663*)	2569* (5663*)	-	-	-	-	-	-
4.0 m (13'2")	2966* (6538*)	1807 (3983)	1677 (3697)	2874* (6336*)	2338 (5154)	2175 (4795)	2866* (6318*)	2866* (6318*)	2866* (6318*)	-	-	-	-	-	-
2.0 m (6'7")	3152* (6948*)	1580 (3483)	1462 (3223)	3545* (7815*)	2186 (4819)	2026 (4466)	4142* (9131*)	2853 (6289)	2640 (5820)	5370* (11838*)	3931 (8666)	3619 (7978)	-	-	-
0.0 m (0'0")	3413* (7524*)	1594 (3514)	1471 (3242)	4182* (9219*)	2043 (4504)	1884 (4153)	5234* (11538*)	2617 (5769)	2408 (5308)	7159* (15782*)	3550 (7826)	3247 (7158)	11140* (24559*)	5416 (11940)	4891 (10782)
-2.0 m (-6'7")	3752* (8271*)	1921 (4235)	1772 (3906)	4029* (8882*)	2016 (4444)	1858 (4096)	5217* (11501*)	2563 (5650)	2355 (5191)	6958* (15339*)	3502 (7720)	3201 (7056)	10030* (22112*)	5453 (12021)	4927 (10862)
-4.0 m (-13'2")	4038* (8902*)	3837 (8459)	3520 (7760)	-	-	-	-	-	-	-	-	-	5812* (12813*)	5778 (12738)	5240 (11552)

Tab. 2: Lifting force table ET145 – Rubber track, long dipper stick



**WACKER
NEUSON**
all it takes!

Lifting force tables ET145 - Steel track, hybrid track

A B				6.0 m (19'8")			5.0 m (16'5")			4.0 m (13'2")			3.0 m (9'10")		
	Blade down		Blade up	Blade down		Blade up	Blade down		Blade up	Blade down		Blade up	Blade down		Blade up
6.0 m (19'8")	3271* (7211*)	3094 (6821)	2878 (6344)	-	-	-	3234* (7129*)	3167 (6982)	2946 (6494)	-	-	-	-	-	-
4.0 m (13'2")	3301* (7277*)	2055 (4530)	1909 (4208)	3263* (7193*)	2334 (5145)	2170 (4784)	3349* (7383*)	3113 (6862)	2893 (6377)	3572* (7874*)	3572* (7874*)	3572* (7874*)	-	-	-
2.0 m (-6'7")	3485* (7683*)	1775 (3913)	1664 (3668)	3828* (8439*)	2202 (4854)	2040 (4497)	4543* (10015*)	2852 (6287)	2636 (5811)	6064* (13368*)	3882 (8558)	3569 (7868)	-	-	-
0.0 m (0'0")	3758* (8284*)	1805 (3979)	1668 (3628)	4303* (9486*)	2087 (4601)	1927 (4248)	5400* (11904*)	2659 (5862)	2448 (5396)	7333* (16166*)	3598 (7932)	3293 (7259)	10898* (24025*)	5534 (12200)	5002 (11027)
-2.0 m (-6'7")	4094* (9025*)	2269 (5002)	2093 (4614)	-	-	-	4992* (11005*)	2654 (5851)	2443 (5385)	6629* (14614*)	3614 (7967)	3308 (7292)	9238* (20366*)	5632 (12416)	5096 (11234)
-4.0 m (-13'2")	-	-	-	-	-	-	-	-	-	-	-	-	-	-	-

Tab. 3: Lifting force table ET145 – Steel track, hybrid track, short dipper stick

A B				6.0 m (19'8")			5.0 m (16'5")			4.0 m (13'2")			3.0 m (9'10")		
	Blade down		Blade up	Blade down		Blade up	Blade down		Blade up	Blade down		Blade up	Blade down		Blade up
6.0 m (19'8")	3271* (7211*)	3094 (6821)	2878 (6344)	-	-	-	3234* (7129*)	3167 (6982)	2946 (6494)	-	-	-	-	-	-
4.0 m (13'2")	3301* (7277*)	2055 (4530)	1909 (4208)	3263* (7193*)	2334 (5145)	2170 (4784)	3349* (7383*)	3113 (6862)	2893 (6377)	3572* (7874*)	3572* (7874*)	3572* (7874*)	-	-	-
2.0 m (-6'7")	3485* (7683*)	1775 (3913)	1664 (3668)	3828* (8439*)	2202 (4854)	2040 (4497)	4543* (10015*)	2852 (6287)	2636 (5811)	6064* (13368*)	3882 (8558)	3569 (7868)	-	-	-
0.0 m (0'0")	3758* (8284*)	1805 (3979)	1668 (3628)	4303* (9486*)	2087 (4601)	1927 (4248)	5400* (11904*)	2659 (5862)	2448 (5396)	7333* (16166*)	3598 (7932)	3293 (7259)	10898* (24025*)	5534 (12200)	5002 (11027)
-2.0 m (-6'7")	4094* (9025*)	2269 (5002)	2093 (4614)	-	-	-	4992* (11005*)	2654 (5851)	2443 (5385)	6629* (14614*)	3614 (7967)	3308 (7292)	9238* (20366*)	5632 (12416)	5096 (11234)
-4.0 m (-13'2")	-	-	-	-	-	-	-	-	-	-	-	-	-	-	-

Tab. 4: Lifting force table ET145 – Steel track, hybrid track, long dipper stick